

T55

We are introducing a new tooth for excavators.

Our latest addition is an extra-long penetration tooth with added wear material.

This tooth combines penetration and durability for optimal performance in blasted material and large rocks.

It is available in Combi Parts largest size C6.

The part number is 16155



A8E

We are extending the Combi Parts adapters selection further by introducing a 2.5 inch / 60mm A8E adapter in size C4. We developed this adapter in direct response to customer requests.

The part number is 14004



T29 and T35

We have improved the design of the T29 and T35 models in size C0 and C1.

They now have the same self-sharpening qualities as the larger sizes of the same style tooth.

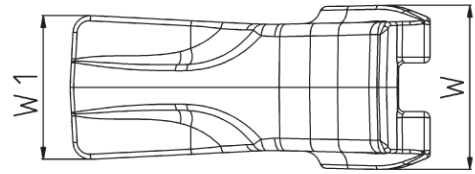
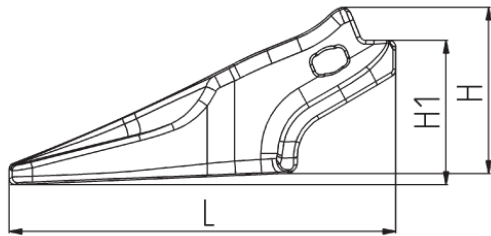
The part numbers are 10129, 11129, 11135



T35

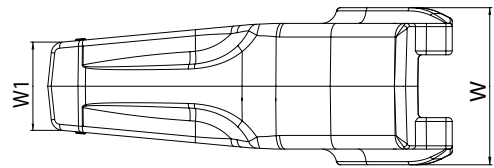
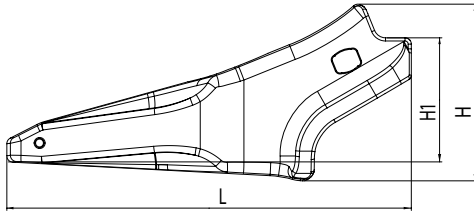



T29

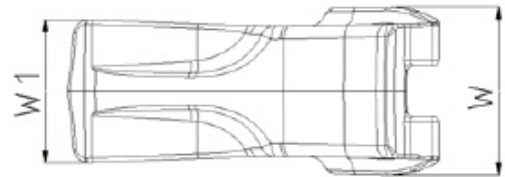
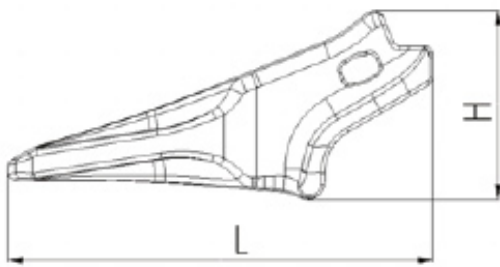





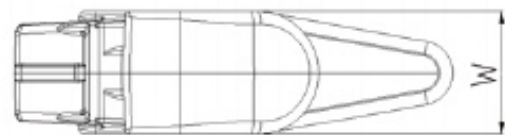
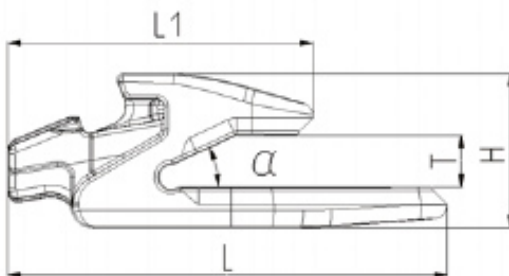
Typ	Art. nr.		Weight [lbs]	T [ins]	α [°]	L [ins]	LI [ins]	H [ins]	HI [ins]	W [ins]	WI [ins]
T29	10129		3.75			6.61		2.72	2.28	2.76	2.76
T29	11129		5.73			7.48		3.27	2.67	3.54	3.35






Typ	Art. nr.		Weight [lbs]	T [ins]	α [°]	L [ins]	LI [ins]	H [ins]	HI [ins]	W [ins]	WI [ins]
T55	16155		94.58			20.28		8.86	6.22	7.87	4.41



Typ	Art. nr.		Weight [lbs]	T [ins]	α [°]	L [ins]	LI [ins]	H [ins]	HI [ins]	W [ins]	WI [ins]
T35	11135		5.95			8.07		3.31	1.88	3.54	3.03



Typ	Art. nr.		Weight [lbs]	T [ins]	α [°]	L [ins]	LI [ins]	H [ins]	HI [ins]	W [ins]	WI [ins]
A8E	14004		40.56	2.56	25	15.95	10.66	5.35		4.25	N/A
A8E	14008		40.56	1.97	25	15.95	10.66	5.35		4.25	N/A
A8E	14009		40.56	1.57	25	15.95	10.66	5.35		4.25	N/A

